



# Online Facilitation

**Dr. Zoraini Wati Abas**

Faculty of Education and Languages

Open University Malaysia

[zoraini@oum.edu.my](mailto:zoraini@oum.edu.my)

[zoraini@gmail.com](mailto:zoraini@gmail.com)




## Changing Education Paradigms

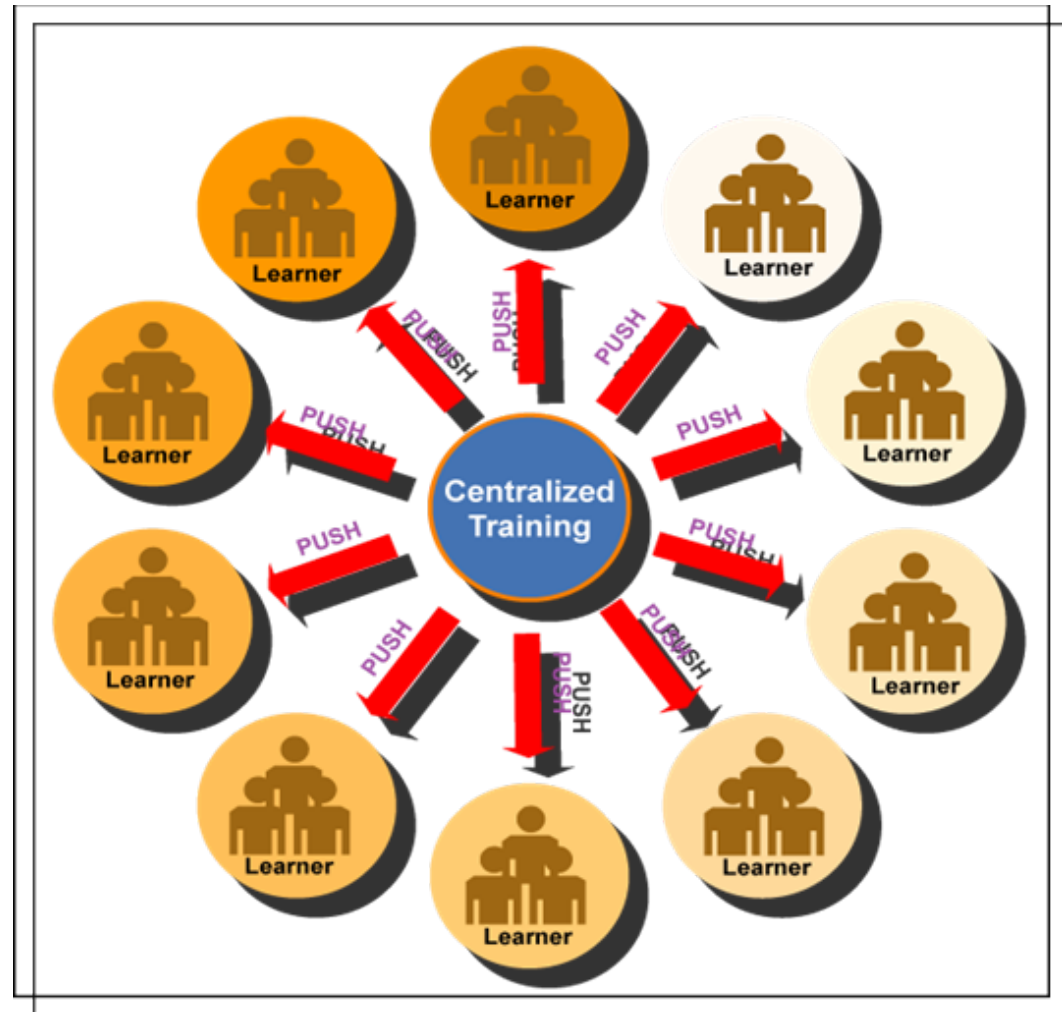
<http://www.youtube.com/watch?v=zDZFcDGpL4U&feature=related>

# REVISITING BLENDED LEARNING

# Centralised Learning




Adapted from:  
Morrison(2003). *E-Learning strategies: How to get implementation and delivery right the first time*. Hoboken, NJ: John Wiley



Push model of learning  
Push model of learning

# Learner-Centric Learning




Adapted from:  
Morrison(2003). *E-Learning strategies: How to get implementation and delivery right the first time*. Hoboken, NJ: John Wiley

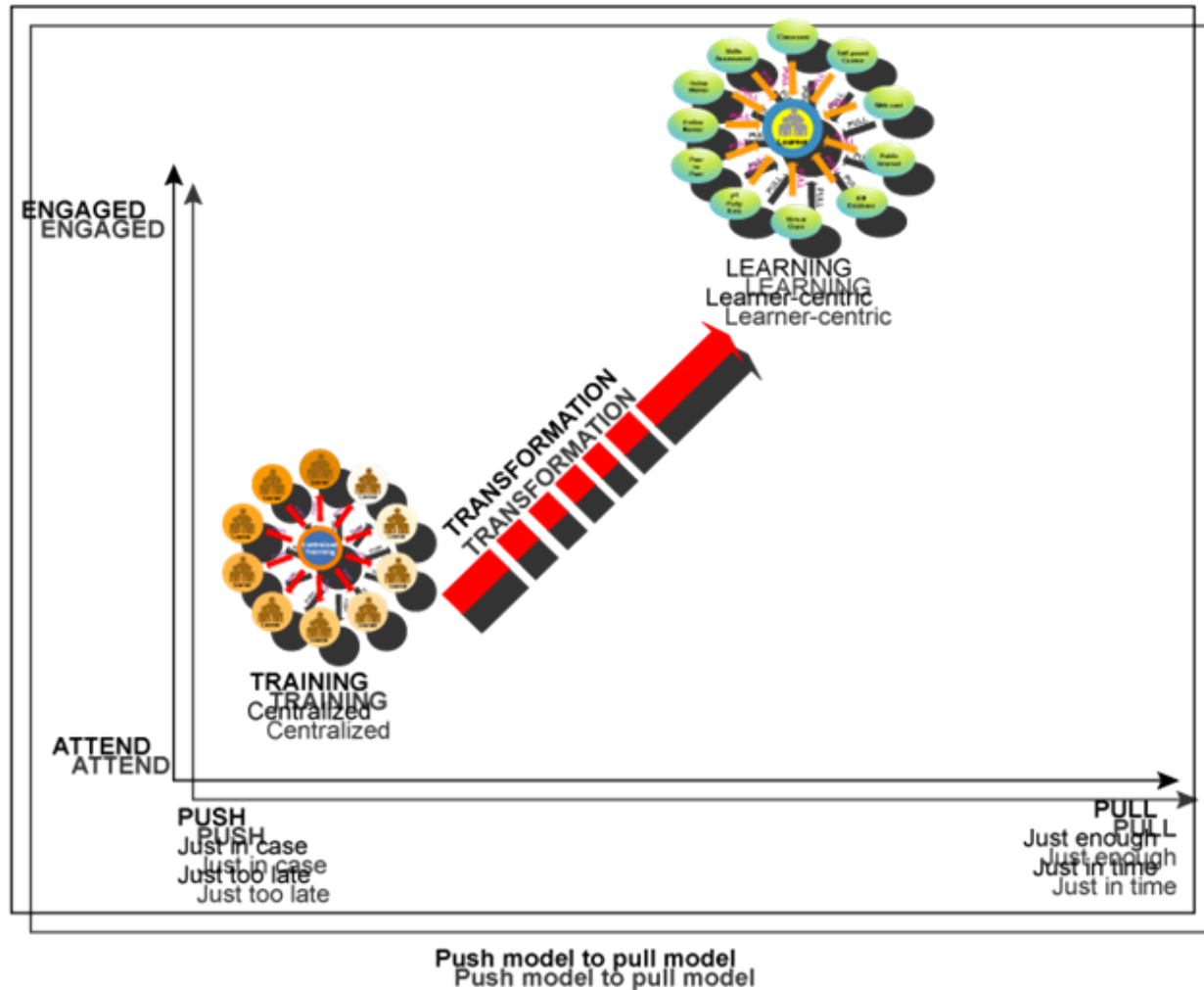


Pull model of learning  
Pull model of learning

# Transform Learning from Push to Pull



Adapted from:  
Morrison(2003). *E-Learning strategies: How to get implementation and delivery right the first time*. Hoboken, NJ: John Wiley





# Activity

## Design a blended learning environment

- Think of a topic
- Specify the learning outcomes
- List the T&L resources
- List the T&L activities
- Think of the benefits to learners
- Think of the benefits to the "facilitator"

## Procure/Create T&L Resources

- Link to an online resource
- Create a resource
- Other

## Present your ideas through a set of PowerPoint slides

- "Instructional Plan"

## Share your slides in Slideshare.net

- Create an account
- Upload
- Share link/URL

# Planning Tool

Assessment Tasks Online	Assessment Tasks Onsite/F2F	Intended Learning Outcomes	Teaching-Learning Activities Online	Teaching-Learning Activities Onsite/F2F
		1		
		2		
		3		
		4		

The diagram illustrates the alignment of assessment and teaching activities with learning outcomes. It features a table with five columns: 'Assessment Tasks Online', 'Assessment Tasks Onsite/F2F', 'Intended Learning Outcomes', 'Teaching-Learning Activities Online', and 'Teaching-Learning Activities Onsite/F2F'. The first row of the table body contains four orange double-headed arrows. The first arrow spans from the 'Assessment Tasks Onsite/F2F' column to the 'Assessment Tasks Online' column. The second arrow spans from the 'Assessment Tasks Onsite/F2F' column to the 'Intended Learning Outcomes' column. The third arrow spans from the 'Intended Learning Outcomes' column to the 'Teaching-Learning Activities Online' column. The fourth arrow spans from the 'Teaching-Learning Activities Online' column to the 'Teaching-Learning Activities Onsite/F2F' column. The numbers 1, 2, 3, and 4 are centered in the second, third, fourth, and fifth rows of the table, respectively.



# Example

Intended Learning Outcome	Teaching-Learning Activity (Online)	Teaching-Learning Activity (F2F/Onsite)
Recall information X	Readings (e.g. e-books, web documents)	Reading print resources
Perform skill Y	Online quizzes	Worksheets
Contribute to discussion on Z	Online forums	Class discussions
Apply knowledge and skills to W	Spreadsheet simulation	Field trip

# Plans

- Miss Koh  
<http://www.slideshare.net/yuslinda12/inputs-device>
- Ms. Yus  
<http://www.slideshare.net/yuslinda12/marketing-chapter-9>

## Wan

- <http://www.slideshare.net/eizeldino/design-a-blended-learning-environment>

## Eunice Ooi

- <http://www.slideshare.net/eunicepcoo/blended-learning-conservation1>

## Major

<http://www.slideshare.net/majorsub/oum-slides>

## Kanages

- <http://www.slideshare.net/kanagesk/introduction-to-software-application-pedagogy-presentation>

## Eunice & Shanti

- <http://www.slideshare.net/hsceunice/sarass-planning-tool>
- Saras  
<http://www.slideshare.net/hsceunice/sarass-planning-tool>

## Nurul

- <http://www.slideshare.net/nicky7982/nurul-designing-a-blended-learning-20102202>

## Nicholas

- <http://www.slideshare.net/nicky7982/designing-a-blended-learning-20102202>
- Nooreha

<http://www.slideshare.net/yuslinda12/online-pedagogy-2-november-2010>

# Blending strategies

## Deficit

- Technology provides missing support for learning activities (e.g. online forums)
- Technology-based element substituting a traditional one

## Substitution

- Technology-based element substituting a traditional one

## Enrichment

- Technology duplicates existing TLAs, giving a choice of media suitable for different learning styles. Eg. Lecture, handouts, podcasts, hands-on activity

# ONLINE FACILITATION

# What is online facilitation?

## Creating a community online

- Ensure a friendly, attractive and comfortable environment
- Ensure that learning occurs (meets learning outcomes and beyond)

## Tools/platforms to use

- Online forums (e.g. part of Ning, Facebook)
- Web 2.0 platforms (e.g. Facebook, Slideshare, Twitter)

# Using Facebook

Think of a topic or issue for discussion

Post the statement or question

Moderate

- Begin with the end in mind
- Encourage/motivate
- Engage
- Respect
- Role model the behaviour
- Keep people on track
- Summarise

# Using Slideshare

Upload your slides

Post a question to invite comments

Respond to comments

# Using Twitter



**How to facilitate an online event using Twitter**

[http://www.youtube.com/watch?v=DAOB4mw\\_674](http://www.youtube.com/watch?v=DAOB4mw_674)



# Using Ning

<http://hmid6303.ning.com>


# Using Forums

<http://communitiesofinquiry.com/model>

<http://www.proboards.com/signup>

# Activity

- Select a learning outcome
- Plan for a forum using the suggested platforms
- Design/set up the topic for discussion



# Summary

Determine the purpose/value for using online forums or discussions


Select the platform

Set up and invite

Ensure clarity of purpose and how this helps achieve the learning outcome(s)

Plan to succeed

Evaluate



# THE END . THANK YOU

[zoraini@oum.edu.my](mailto:zoraini@oum.edu.my) [zoraini@gmail.com](mailto:zoraini@gmail.com)

Slideshare: <http://www.slideshare.net/zoraini>

Blog: <http://eyeonlearning.blogspot.com>

FB: <http://facebook.com/zoraini>